




**Auto range,
LIGHT METER**

Model : LX-113S

- * 2,000/20,000/50,000 Lux , Autorange.
- * Lux & Ft-candle unit select
- * Sensor with color correction, 2 filters.
- * Sensor spectrum meets C.I.E.
- * Zero key function.

- * Sepeare light probe, easy operation
- * Microprocessor circuit.
- * Size : 131 x 70 x 25 mm.
- * DC 9V battery (006 P).



**FLUOGRAPHE
CONTROMAG
SONDEX
FLUXO**

Model : LX-113S

FEATURES

* 2,000/20,000/50,000 Lux , Autorange.
* Light sensor used the exclusive photo diode & color correction filter, spectrum meet C.I.E. photopic.
* Light sensor cosine correction factor meet standard.
* Separate Light Sensor allows user to measure the light at an optimum position.
* Light meter can default the display unit to Lux or Ft-cd with default.
* Zero key function.
* Sepeare light probe, easy operation
* Microprocessor circuit.
* DC 9V battery (006 P).
* Microcomputer circuit provides high accuracy.
* Data hold function for freezing the desired value.
* Built-in low battery indicator.

Dimension	Meter	135 x 60 x 33 mm. (5.3 x 2.4 x 1.3 inch).
	Light probe	82 x 55 x 7 mm (3.2 x 2.2 x 0.3 inch).
Accessories Included	Instruction manual.....1 PC Light probe.....1 PC	
Optional Accessories	* Carrying case, CA-52A.	

ELECTRICAL SPECIFICATIONS (23± 5 °C)

LUX @ auto range			
Range	In-range Display	Resolution	Accuracy
2,000 LUX	0-1,999 LUX	1 LUX	± (5 % + 4 LUX)
20,000 LUX	2,000-19,990 LUX	10 LUX	± (5 % + 40 LUX)
50,000 LUX	20,000-50,000 LUX	100 LUX	± (5 % + 400 LUX)

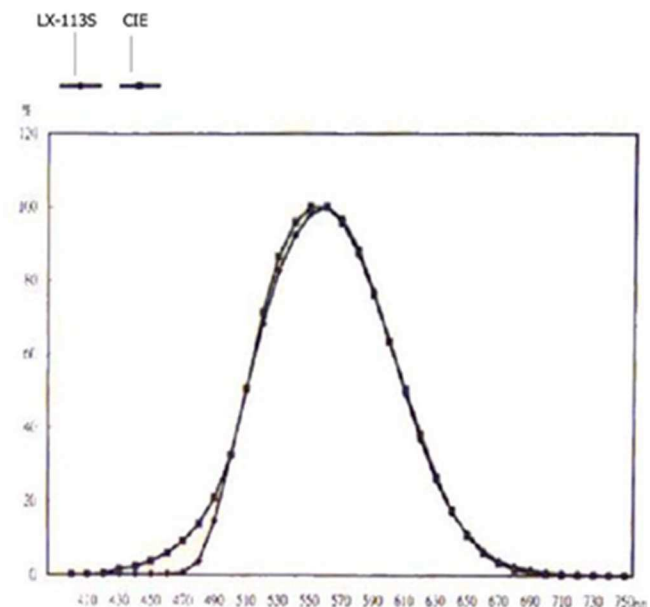
GERNERAL SPECIFICATIONS

Circuit	Custom one-chip of microprocessor LSI circuit.
Display	LCD size : 44 mm x 29 mm dual function LCD display.
Light Meter	<i>Range :</i> 0 to 50,000 LUX 0 to 5,000 Feet-candle (Ft-cd), * 3 ranges * Auto range. <i>Unit :</i> LUX, Feet-candle (Ft-cd). <i>Sensor :</i> The exclusive photo diode & color correction filter, spectrum meet C.I.E. Cosine correction factor meet standard. <i>Zero Adjustment :</i> External adjustment by pushing button.
Over Indication	Show " - - - - - ".
Data Hold	Freeze the display reading.
Sampling Time of display	Approx. 1 second.
Power off	Manual off by push button.
Operating Temperature	0 to 50 °C.
Operating Humidity	Less than 80% R.H.
Power Supply	006P DC 9V battery (Alkaline or Heavy duty type).
Power Current	Approx. DC 5 mA
Weight	278 g/0.61 LB. * Include light probe and battery.

Feet-candle (Ft-cd) @ auto range			
Range	In-range Display	Resolution	Accuracy
200 FC	0-199.9 Ft-cd	0.1 FC	± (5 % + 0.4 FC)
2,000 FC	200-1,999 Ft-cd	1 FC	± (5 % + 4 FC)
5,000 FC	2,000-5,000 Ft-cd	10 FC	± (5 % + 40 FC)


@ FC = Ft-cd

SPECTRUM FOR LIGHT SENSOR



* Appearance and specifications listed in this brochure are subject to change without notice.

1508-lx113s



**FLUOGRAPHE
CONTROMAG
SONDEX
FLUXO**